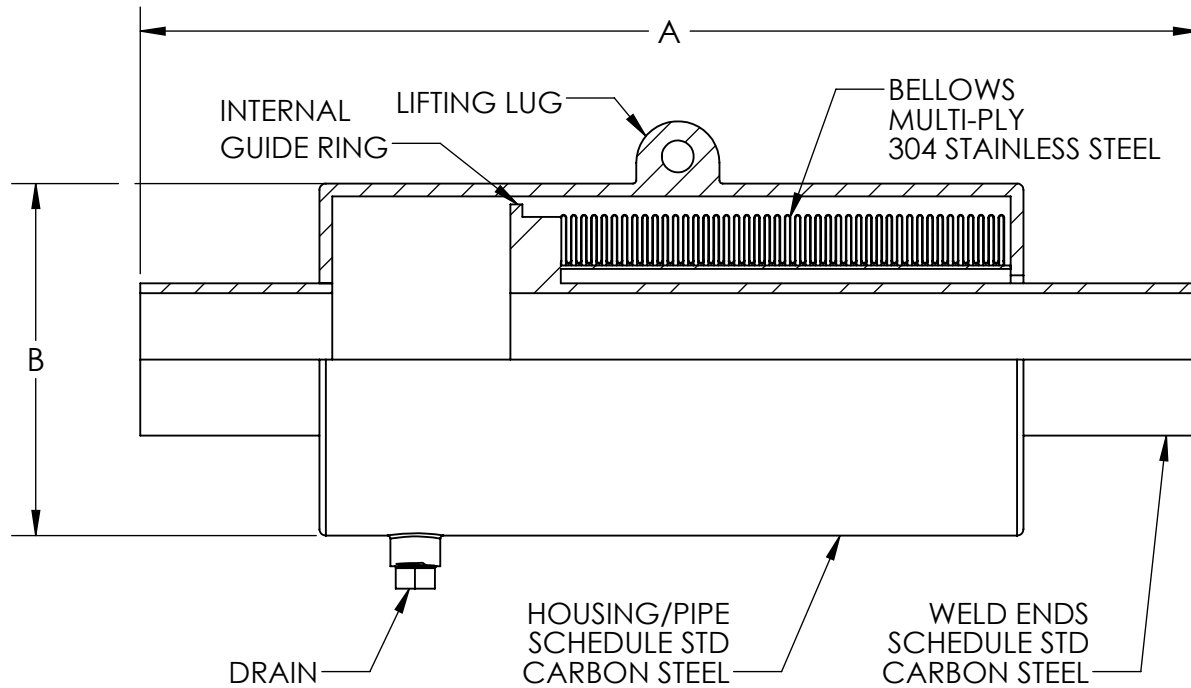


METRAFLEX METRAGATOR
150 PSI, 4" AXIAL COMPRESSION, WELD ENDS
EXTERNALLY PRESSURIZED EXPANSION JOINT



THE EXPANSION JOINT IS DESIGNED FOR AXIAL MOVEMENT ONLY. PIPE MUST BE PROPERLY GUIDED AND ANCHORED PER THE RECOMMENDATIONS OF THE EXPANSION JOINT MANUFACTURERS ASSOCIATION.

QTY	PART NUMBER	PIPE SIZE		A (in)	B (in)	EFF. AREA (in ²)	SPRING RATE (lb/in)	NOTES
		NPS	MM					
	GAT04SW0200	2	50	24.25	5.5	13.2	183.0	
	GAT04SW0250	2.5	65	24.5	5.5	13.2	183.0	
	GAT04SW0300	3	80	23.25	6.5	20.8	343.0	
	GAT04SW0400	4	100	24.25	8.5	36.0	200.0	
	GAT04SW0500	5	130	24.25	10.75	46.4	235.0	
	GAT04SW0600	6	150	24.75	12.75	58.9	269.0	
	GAT04SW0800	8	200	27.25	14	88.8	332.0	
	GAT04SW1000	10	250	26	16	124.6	400.0	
	GAT04SW1200	12	300	26	18	166.6	463.0	

DESIGN DATA

TEMPERATURE: 500°F (260°C)
 PRESSURE: 150 PSI (1034 KPa)
 TEST PRESSURE: 225 PSI (1551 KPa)
 AXIAL MOVEMENT: 4" COMPRESSION (100 mm)

MILITARY SPECS:
 CONFORMS TO MIL-E-17813H AND ASTM-F-2934

NOTE: ANCHOR LOAD =
 (MAX PSI X EFFECTIVE AREA) +
 (SPRING RATE X MOVEMENT)

ADDITIONAL NOTE:
 DRAIN NPT SIZE (SIZES 2" - 6") : 1/2"
 DRAIN NPT SIZE (SIZES 8" - 12") : 3/4"

CUSTOMER: _____

PROJECT: _____

ENGINEER: _____

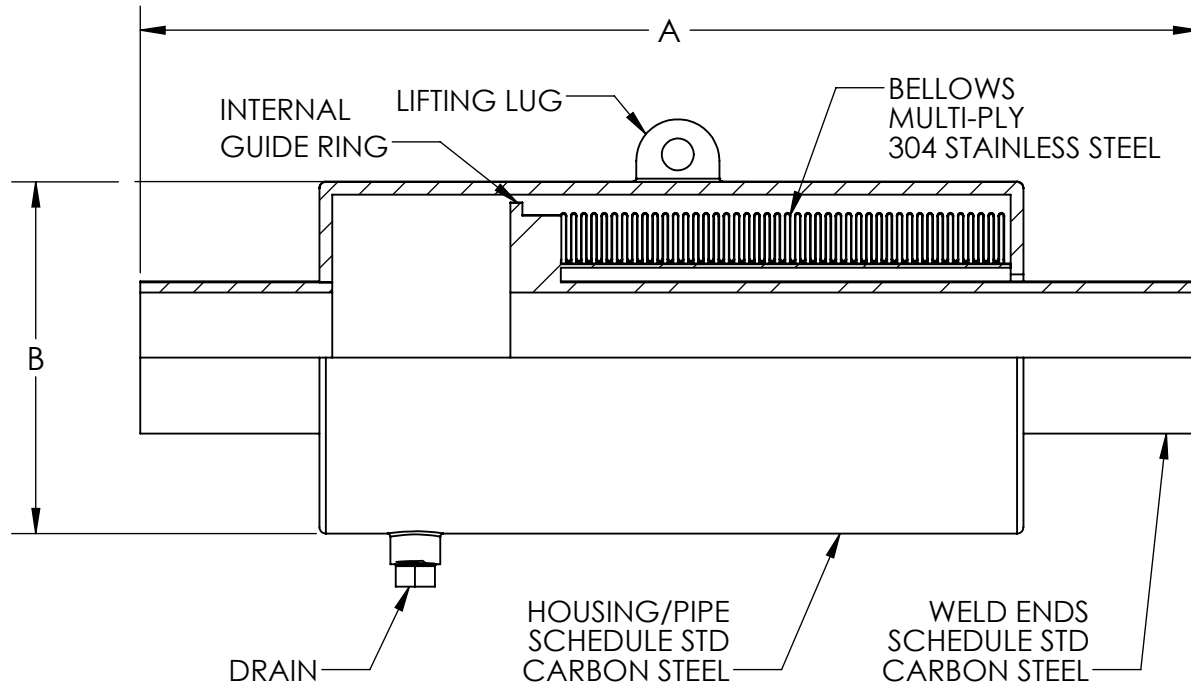
2	ADDED DRAIN SIZE	03/18/2024
REV. 1	TEMPERATURE ADJUST	DATE 4/29/2021

Metraflex
for pipes in motion
 2323 W. HUBBARD ST.
 CHICAGO, IL 60612
 TEL: 312-738-3800
 FAX: 312-738-0415
 WWW.METRAFLEX.COM

**METRAFLEX METRAGATOR, 150 PSI,
 4" AXIAL COMPRESSION, WELD ENDS**

DRAWN BY: DKISH	DATE: 6/1/2015
APPROVED: ZB	DATE: 6/2/2015
SCALE: N/A	DRAWING NUMBER: GAT04SW-1

METRAFLEX METRAGATOR
150 PSI, 6" AXIAL COMPRESSION, WELD ENDS
EXTERNALLY PRESSURIZED EXPANSION JOINT



THE EXPANSION JOINT IS DESIGNED FOR AXIAL MOVEMENT ONLY. PIPE MUST BE PROPERLY GUIDED AND ANCHORED PER THE RECOMMENDATIONS OF THE EXPANSION JOINT MANUFACTURERS ASSOCIATION.

QTY	PART NUMBER	PIPE SIZE		A (in)	B (in)	EFF. AREA (in ²)	SPRING RATE (lb/in)	NOTES
		NPS	MM					
	GAT06SW0200	2	50	31	5.5	13.2	115.0	
	GAT06SW0250	2.5	65	31.25	5.5	13.2	115.0	
	GAT06SW0300	3	80	29.5	6.5	20.8	235.0	
	GAT06SW0400	4	100	30.75	8.5	36.0	143.0	
	GAT06SW0500	5	130	30.75	10.75	46.4	166.0	
	GAT06SW0600	6	150	31.5	12.75	58.9	189.0	
	GAT06SW0800	8	200	33.75	14	88.8	234.0	
	GAT06SW1000	10	250	33	16	124.6	280.0	
	GAT06SW1200	12	300	32.25	18	166.6	326.0	

DESIGN DATA

TEMPERATURE: 500°F (260°C)
 PRESSURE: 150 PSI (1034 KPa)
 TEST PRESSURE: 225 PSI (1551 KPa)
 AXIAL MOVEMENT: 6" COMPRESSION (150 mm)

MILITARY SPECS:
 CONFORMS TO MIL-E-17813H AND ASTM-F-2934

NOTE: ANCHOR LOAD =
 (MAX PSI X EFFECTIVE AREA) +
 (SPRING RATE X MOVEMENT)

ADDITIONAL NOTE:
 DRAIN NPT SIZE (SIZES 2" - 6") : 1/2"
 DRAIN NPT SIZE (SIZES 8" - 12") : 3/4"

2	ADDED DRAIN SIZE	03/18/2024
REV. 1	TEMPERATURE ADJUST	DATE 4/29/2021

Metraflex
for pipes in motion

2323 W. HUBBARD ST.
 CHICAGO, IL 60612
 TEL: 312-738-3800
 FAX: 312-738-0415
 WWW.METRAFLEX.COM

**METRAFLEX METRAGATOR, 150 PSI,
 6" AXIAL COMPRESSION, WELD ENDS**

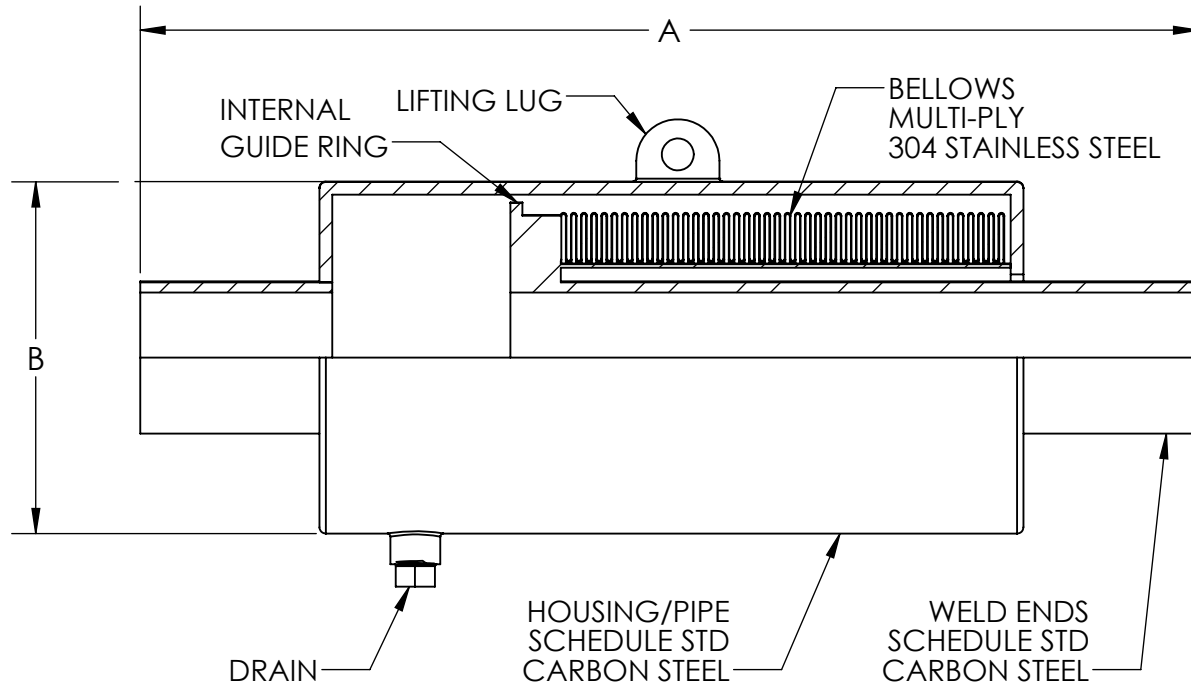
DRAWN BY: DKISH	DATE: 6/1/2015
APPROVED: ZB	DATE: 6/2/2015
SCALE: N/A	DRAWING NUMBER: GAT06SW-1

CUSTOMER: _____

PROJECT: _____

ENGINEER: _____

METRAFLEX METRAGATOR
150 PSI, 8" AXIAL COMPRESSION, WELD ENDS
EXTERNALLY PRESSURIZED EXPANSION JOINT



THE EXPANSION JOINT IS DESIGNED FOR AXIAL MOVEMENT ONLY. PIPE MUST BE PROPERLY GUIDED AND ANCHORED PER THE RECOMMENDATIONS OF THE EXPANSION JOINT MANUFACTURERS ASSOCIATION.

QTY	PART NUMBER	PIPE SIZE		A (in)	B (in)	EFF. AREA (in ²)	SPRING RATE (lb/in)	NOTES
		NPS	MM					
	GAT08SW0200	2	50	37.75	5.5	13.2	92.0	
	GAT08SW0250	2.5	65	38	5.5	13.2	92.0	
	GAT08SW0300	3	80	37.75	6.5	20.8	172.0	
	GAT08SW0400	4	100	37.25	8.5	36.0	103.0	
	GAT08SW0500	5	130	37.5	10.75	46.4	120.0	
	GAT08SW0600	6	150	37.75	12.75	58.9	138.0	
	GAT08SW0800	8	200	41	14	88.8	166.0	
	GAT08SW1000	10	250	39.25	16	124.6	200.0	
	GAT08SW1200	12	300	38.75	18	166.6	235.0	

DESIGN DATA

TEMPERATURE: 500°F (260°C)
 PRESSURE: 150 PSI (1034 KPa)
 TEST PRESSURE: 225 PSI (1551 KPa)
 AXIAL MOVEMENT: 8" COMPRESSION (200 mm)

MILITARY SPECS:
 CONFORMS TO MIL-E-17813H AND ASTM-F-2934

NOTE: ANCHOR LOAD =
 (MAX PSI X EFFECTIVE AREA) +
 (SPRING RATE X MOVEMENT)

ADDITIONAL NOTE:
 DRAIN NPT SIZE (SIZES 2" - 6") : 1/2"
 DRAIN NPT SIZE (SIZES 8" - 12") : 3/4"

CUSTOMER: _____

PROJECT: _____

ENGINEER: _____

2	ADDED DRAIN SIZE	03/18/2024
REV. 1	TEMPERATURE ADJUST	DATE 4/29/2021

Metraflex
for pipes in motion
 2323 W. HUBBARD ST.
 CHICAGO, IL 60612
 TEL: 312-738-3800
 FAX: 312-738-0415
 WWW.METRAFLEX.COM

**METRAFLEX METRAGATOR, 150 PSI,
 8" AXIAL COMPRESSION, WELD ENDS**

DRAWN BY: DKISH	DATE: 6/1/2015
APPROVED: ZB	DATE: 6/2/2015
SCALE: N/A	DRAWING NUMBER: GAT08SW-1