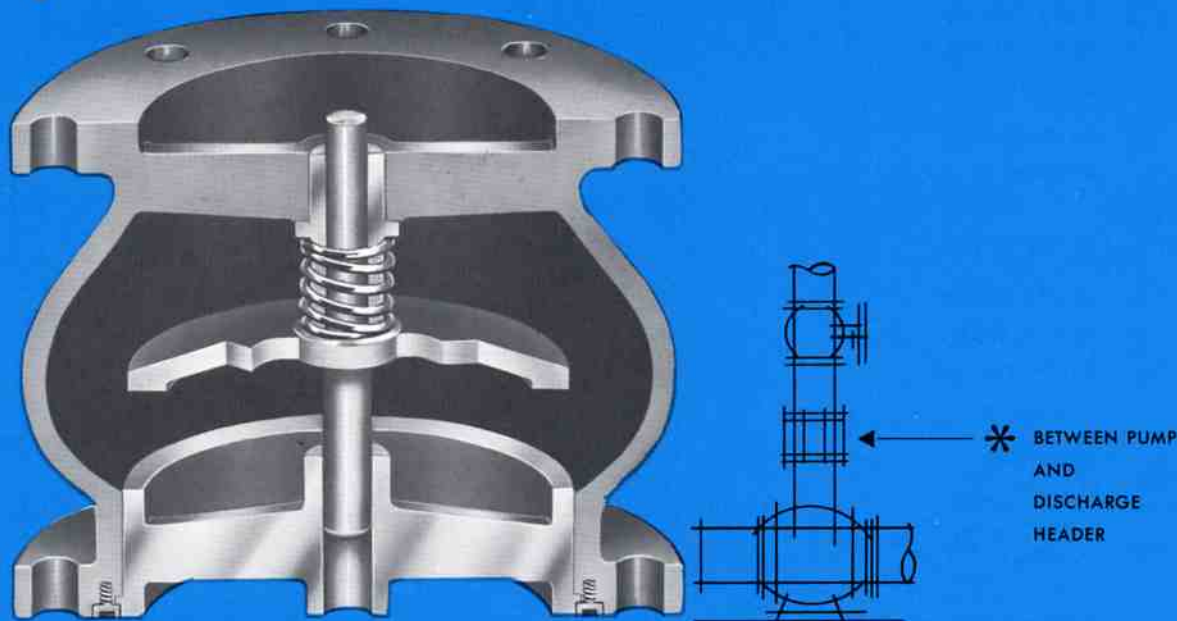


for
unheard of
action . . . *



Metraflex globe style silent check valves

Eliminate water hammer with a check valve that operates smoothly and *silently* itself. The MetraFlex #900 Series features hand-lapped bronze to bronze seating with special stainless steel spring control to insure positive, noiseless opening and closing.

MetraFlex Check Valves are applicable to all water systems . . . *rated* for both 125 lb. and 250 lb. flange class . . . *made* in fourteen standard sizes: 2½" through 30" . . . *work* in any position . . . *activated* at ¼ to ½ psi . . . *constructed* of semi-steel body with bronze or stainless steel trim . . . *compacted* into shortest possible face-to-face dimensions . . . *designed* with larger-than-pipe-size flow area for low pressure loss with maximum efficiency.

Intended for liquid service only.

see sizes and specifications on reverse side ►

NOTE I:

2½" through 10" valves mate to Wafer-Style butterfly valves without use of spool pieces or other adaptors.

NOTE II:

Specify drillings to meet either 125/150 lb. or 250/300 lb. companion flanges.



APPROVED

Applies to 125# class only

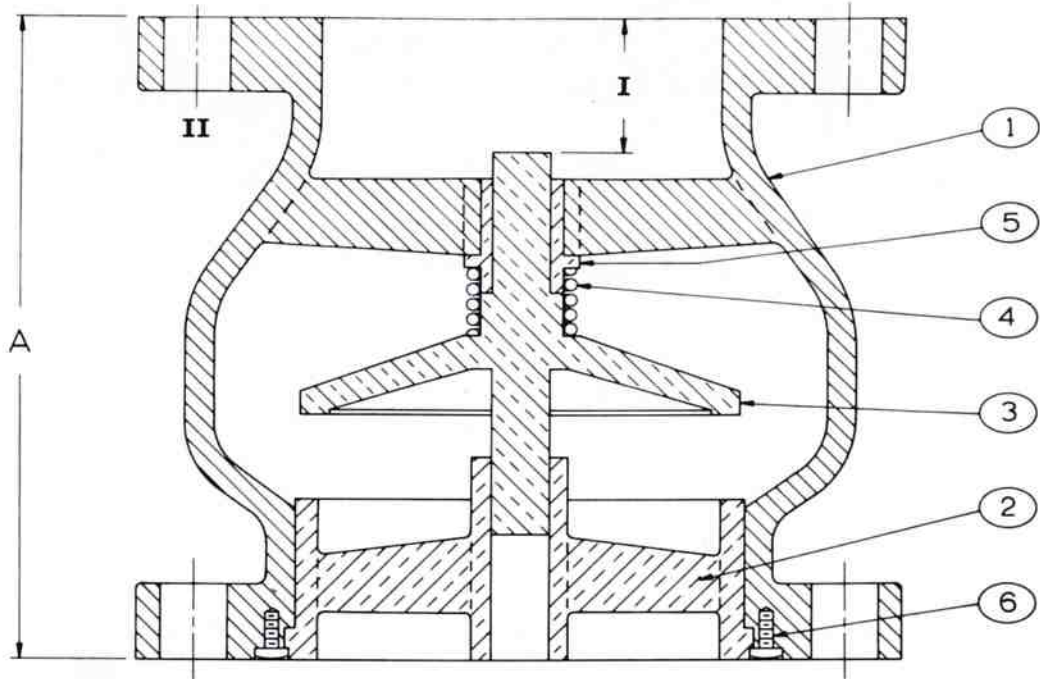


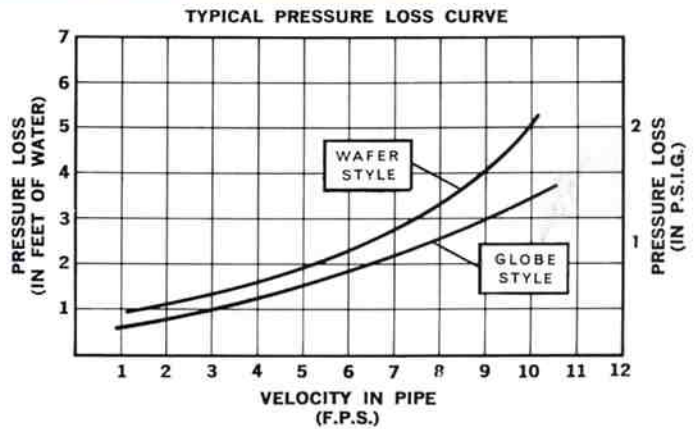
TABLE OF SIZES . . . MODEL NUMBERS . . . DIMENSIONS

VALVE SIZE (Inches)	MODEL NUMBER 125/150 Lb.	MODEL NUMBER 250/300 Lb.	A (Inches)
2½	902½	952½	5½
3	903	953	6
4	904	954	7¼
5	905	955	8½
6	906	956	9¾
8	908	958	12½
10	910	960	15½
12	912	962	14¼
14	914	964	15¾
16	916	966	17¾
18	918	968	18¾
20	920	970	20¾
24	924	974	24
30	930	980	29¼

For data on Wafer-Style Valves See MetraFlex Bulletin No. 700.

the Metraflex company

2323 West Hubbard Street, Chicago, Illinois 60612 / Phone: (AC 312) 738-3800



FLANGES, GASKETS & BOLTS NOT FURNISHED

PART NO.	PART NAME & MATERIAL
1	Body . . . Semi-Steel
2	Seat . . . Bronze
3	Plug . . . Bronze
4	Spring . . . Stainless Steel
5	Bushing . . . Bronze
6	Set Screw . . . Stainless Steel

Other Body and Trim Materials Available

distributed by: